


**DR. DEEPAK PATIL NURSING INSTITUTE, BORPADALE**  
**MCH LAB INSTRUMENTS AND ARTICLES**

|    | <b>Charts</b>                     |         |
|----|-----------------------------------|---------|
| 1  | Foot Presentation                 | 1       |
| 2  | Sexually Transmitted disease      | 1       |
| 3  | Breast Changes in pregnancy       | 1       |
| 4  | Incomplete Breech Presentation    | 1       |
| 5  | Contraceptives                    | 1       |
| 6  | Pregnancy And Birth               | 1       |
| 7  | Stages of labour                  | 1+1+1=3 |
| 8  | Face presentation                 | 1       |
| 9  | Shoulder presentation             | 1       |
| 10 | Breast self examination           | 1       |
| 11 | APH                               | 1       |
| 12 | PPH                               | 1       |
| 13 | CPR For Child Adult and Infant    | 1+1+1=3 |
| 14 | Complete Breech Presentation      | 1       |
| 15 | Brow Presentation                 | 1       |
| 16 | Cleft lip and palate              | 1       |
| 17 | Twin Pregnancy                    | 1       |
| 18 | Congenital Malformation           | 1       |
| 19 | Anencephaly                       | 1       |
| 20 | Baby Development                  | 1       |
| 21 | Structure of ovary                | 1       |
| 22 | Vacuum extraction delivery        | 1       |
| 23 | Family planning and birth control | 1       |

|    |                                      |   |
|----|--------------------------------------|---|
| 24 | Caput succedaneum                    | 1 |
| 25 | BMI                                  | 1 |
| 26 | Urinary system                       | 1 |
| 27 | Anatomy of uterus                    | 1 |
| 28 | Dilation and evacuation              | 1 |
| 29 | Stages of Labour                     | 1 |
| 30 | Feeding schedule for pre term infant | 1 |
| 31 | Menstrual Cycle                      | 1 |
|    |                                      |   |


  
**Principal**  
**Dr. Deepak Patil Nursing Institute**  
**Borpadale Phata (Nebapur)**  
**Tal. Panhala, Dist. Kolhapur**

**DR. DEEPAK PATIL NURSING INSTITUTE, BORPADALE  
MCH LAB INSTRUMENTS AND ARTICLES**

|    |                   |   |
|----|-------------------|---|
| 15 | Air cushion       |   |
| 16 | Ice Cap           | 1 |
| 17 | Thermometer       | 1 |
| 18 | Water Thermometer | 1 |
| 19 | Milk Lactometer   | 1 |
| 20 | Steam Inhaler     | 1 |
| 21 | Bed Sheet         | 6 |
| 22 | Draw Sheet        | 2 |

**OTHER ARTICLES**


|    |                             |   |
|----|-----------------------------|---|
| 23 | Nebulizer Machine           | 1 |
| 24 | O2 Set for child and adult  | 1 |
| 24 | Stadiometer                 | 1 |
| 24 | Pillow Cover                | 2 |
| 25 | Draw Sheets                 | 4 |
| 26 | Steel big bowl              | 8 |
| 27 | Small steel tray            | 4 |
| 28 | Small Bowl                  | 8 |
| 29 | Bog Bowl                    | 3 |
| 30 | Gloves pairs                | 3 |
| 31 | BP Apparatus                | 1 |
| 32 | Cheatle forceps             | 1 |
| 33 | Solutions                   |   |
| 34 | Steam Inhaler               | 1 |
| 35 | Round Measuring tape        | 1 |
| 36 | Height Measuring scale      | 1 |
| 37 | Baby weighing               | 1 |
| 38 | Baby body measuring machine | 1 |
| 39 | Baby Height measuring       | 1 |
| 40 | Cots                        | 3 |
| 41 | Table                       | 3 |
| 42 | IV Stand                    | 2 |
| 43 | Baby cradle                 | 1 |
| 44 | Mattress                    | 4 |
| 45 |                             |   |

  
**Dr. Deepak Patil**  
 Principal  
 Dr. Deepak Patil Nursing Institute  
 Borpadale (Nebapur)  
 Tal. Panhala, Dist. Kolhapur

**DR. DEEPAK PATIL NURSING INSTITUTE, BORPADALE  
MCH LAB INSTRUMENTS AND ARTICLES**

|   | <b>model</b>               |   |
|---|----------------------------|---|
| 1 | Breast                     | 3 |
| 2 | Female Reproductive system | 2 |
| 3 | Male Reproductive System   | 1 |
| 4 | Female Egg Cell            | 1 |
| 5 | Ovary                      | 1 |
| 6 | Sperm                      | 1 |
| 7 | Abdominal Layers for LSCS  | 1 |
| 8 | Menstrual Cycle            | 1 |
|   | <b>Dummies</b>             |   |
| 1 | Mechanism of labour        | 1 |
| 2 | Abdominal Palpation        | 1 |
| 3 | IUD Insertion              | 1 |


|    | <b>Articles</b>      |   |
|----|----------------------|---|
| 1  | Steel Tray           | 8 |
| 2  | Kidney Tray          | 8 |
| 3  | Drum                 | 2 |
| 4  | Small Tray with Lead | 2 |
| 5  | Bed Pan              | 2 |
| 6  | Enema Can            | 4 |
| 7  | Urine Bag            | 2 |
| 8  | Feeding Cup          | 1 |
| 9  | Sputum Cup           | 4 |
| 10 | Breast Pump          | 2 |
| 11 | Urinary Catheter     | 1 |
| 12 | Enema Tubing         | 2 |
| 13 | Bulb Syringe         | 2 |
| 14 | Mucus Sucker         | 8 |

  
 Dr. Deepak Patil  
 Principal  
 Dr. Deepak Patil Nursing Institute  
 Borpadale Ph. (Nebapur)  
 Tal. Panhala, Dist. Kolhapur

**DR. DEEPAK PATIL NURSING INSTITUTE, BORPADALE  
MCH LAB INSTRUMENTS AND ARTICLES**

| Sr. No | Instruments             | Quantity |
|--------|-------------------------|----------|
| 1      | Umbilical cord clamp    | 4        |
| 2      | Towel Clips             | 6        |
| 3      | Babcock Tissue Forceps  | 6        |
| 4      | Sim's Speculum          | 6        |
| 5      | Ovum Forceps            | 6        |
| 6      | Abdomen Retractor       | 6        |
| 7      | Green Armytage Forceps  | 6        |
| 8      | Alis Forceps            | 6        |
| 9      | Plain Artery            | 3        |
| 10     | AV retractor            | 6        |
| 11     | Cuscus                  | 3        |
| 12     | Sponge Holder           | 1        |
| 13     | Uterine Holding Forceps | 4        |
| 14     | Scissor                 | 1        |
| 15     | Tooth Forceps           | 1        |
| 16     | Obstetric Forceps       | 5        |
| 17     | Doyens Retractor        | 3        |
|        | <b>Models</b>           |          |
|        | Pelvis                  | 1        |
| 1      | New born Babies         | 2        |
| 2      | Footling Presentation   | 1        |
| 3      | Fetal Skull             | 1        |
| 4      |                         |          |

|    |                                      |   |
|----|--------------------------------------|---|
| 5  | Complete Presentation                | 1 |
| 6  | Frank Breech Presentation            | 1 |
| 7  | Knee Presentation                    | 1 |
| 8  | Transverse Lie                       | 1 |
| 9  | Types of Episiotomies                | 1 |
| 10 | Separates Hips Bones                 | 1 |
| 11 | Separate Hip Bones                   | 1 |
| 12 | Gestational Age Embryo 1 TO 9 months | 1 |
| 13 | Placenta Previa Stages               | 1 |

  
**Principal**  
 Dr. Deepak Patil Nursing Institute  
 Borpadale, Dist. Solapur (Maharashtra)  
 Tel: 9822012345, 9822012346